

A COMPLETE PHONICS RESOURCE  
TO SUPPORT CHILDREN

## Teach reading: change lives

Parent workshop: Phonics and early reading



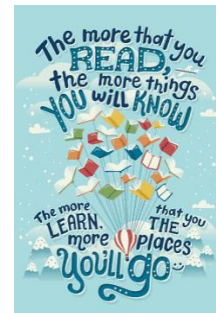

“

A love of reading is the biggest indicator  
of future academic success.

OECD (The Organisation for Economic Co-operation and Development)

”

How many times have you  
already read today?

# Phonics

## Little Wandle Letters and Sounds Revised

Our school has chosen  
*Little Wandle Letters and  
Sounds Revised* as our  
systematic, synthetic phonics  
(SSP) programme to teach  
early reading and spelling.





### Phonics is:

making connections between the sounds of our spoken words and the letters that are used to write them down.



### Blending to read words



<https://www.littlewandlelettersandsounds.org.uk/resources/for-parents/>

### Terminology



Phoneme

Grapheme

Digraph

Trigraph

Split vowel digraph

Blend

Segment



### Phoneme

The smallest unit of sound that can be identified in words. We sometimes simply call this a 'sound', although it is helpful for children to use the term 'phoneme'.

### Grapheme

A letter or group of letters used to represent a particular phoneme when writing – written representation of the phonemes.



### Digraph

Two letters to represent one phoneme. With children, we frequently reinforce it with the mantra 'two letters, one sound'.

sh ee ai

### Trigraph



A grapheme using three letters to represent one phoneme.  
With children, we frequently reinforce it with the mantra  
'three letters, one sound'.

air

ear

### Split vowel digraph



A digraph representing a vowel sound where its two letters are  
split by an intervening consonant.

take

### Blend



To combine individual phonemes into a whole word. Blending is  
the key process involved in reading words effectively.

### Segment



To identify each of the individual phonemes in a word. This is an  
important first stage of writing (spelling) a word.

### Teaching order



Phase 2 grapheme information sheet	
Grapheme and sound	Phoneme
s s	/s/
a a	/a/
t t	/t/
p p	/p/
i i	/i/

Phase 2 grapheme information sheet	
Grapheme and sound	Phoneme
j j	/j/
v v	/v/
w w	/w/
x x	/x/

### Gradually your child learns the entire alphabetic code:



Little Wandle Letters and Sounds Revised 2021: Programme progression	
Reception and Year 1 experiences	
<b>Reception</b>	<b>Year 1</b>
<b>Phase 1</b>	<b>Phase 2</b>
<b>Phase 2</b>	<b>Phase 3</b>
<b>Phase 3</b>	<b>Phase 4</b>
<b>Phase 4</b>	<b>Phase 5</b>
<b>Phase 5</b>	<b>Phase 6</b>
<b>Phase 6</b>	<b>Phase 7</b>
<b>Phase 7</b>	<b>Phase 8</b>
<b>Phase 8</b>	<b>Phase 9</b>
<b>Phase 9</b>	<b>Phase 10</b>
<b>Phase 10</b>	<b>Phase 11</b>
<b>Phase 11</b>	<b>Phase 12</b>
<b>Phase 12</b>	<b>Phase 13</b>
<b>Phase 13</b>	<b>Phase 14</b>
<b>Phase 14</b>	<b>Phase 15</b>
<b>Phase 15</b>	<b>Phase 16</b>
<b>Phase 16</b>	<b>Phase 17</b>
<b>Phase 17</b>	<b>Phase 18</b>
<b>Phase 18</b>	<b>Phase 19</b>
<b>Phase 19</b>	<b>Phase 20</b>
<b>Phase 20</b>	<b>Phase 21</b>
<b>Phase 21</b>	<b>Phase 22</b>
<b>Phase 22</b>	<b>Phase 23</b>
<b>Phase 23</b>	<b>Phase 24</b>
<b>Phase 24</b>	<b>Phase 25</b>
<b>Phase 25</b>	<b>Phase 26</b>
<b>Phase 26</b>	<b>Phase 27</b>
<b>Phase 27</b>	<b>Phase 28</b>
<b>Phase 28</b>	<b>Phase 29</b>
<b>Phase 29</b>	<b>Phase 30</b>
<b>Phase 30</b>	<b>Phase 31</b>
<b>Phase 31</b>	<b>Phase 32</b>
<b>Phase 32</b>	<b>Phase 33</b>
<b>Phase 33</b>	<b>Phase 34</b>
<b>Phase 34</b>	<b>Phase 35</b>
<b>Phase 35</b>	<b>Phase 36</b>
<b>Phase 36</b>	<b>Phase 37</b>
<b>Phase 37</b>	<b>Phase 38</b>
<b>Phase 38</b>	<b>Phase 39</b>
<b>Phase 39</b>	<b>Phase 40</b>
<b>Phase 40</b>	<b>Phase 41</b>
<b>Phase 41</b>	<b>Phase 42</b>
<b>Phase 42</b>	<b>Phase 43</b>
<b>Phase 43</b>	<b>Phase 44</b>
<b>Phase 44</b>	<b>Phase 45</b>
<b>Phase 45</b>	<b>Phase 46</b>
<b>Phase 46</b>	<b>Phase 47</b>
<b>Phase 47</b>	<b>Phase 48</b>
<b>Phase 48</b>	<b>Phase 49</b>
<b>Phase 49</b>	<b>Phase 50</b>
<b>Phase 50</b>	<b>Phase 51</b>
<b>Phase 51</b>	<b>Phase 52</b>
<b>Phase 52</b>	<b>Phase 53</b>
<b>Phase 53</b>	<b>Phase 54</b>
<b>Phase 54</b>	<b>Phase 55</b>
<b>Phase 55</b>	<b>Phase 56</b>
<b>Phase 56</b>	<b>Phase 57</b>
<b>Phase 57</b>	<b>Phase 58</b>
<b>Phase 58</b>	<b>Phase 59</b>
<b>Phase 59</b>	<b>Phase 60</b>
<b>Phase 60</b>	<b>Phase 61</b>
<b>Phase 61</b>	<b>Phase 62</b>
<b>Phase 62</b>	<b>Phase 63</b>
<b>Phase 63</b>	<b>Phase 64</b>
<b>Phase 64</b>	<b>Phase 65</b>
<b>Phase 65</b>	<b>Phase 66</b>
<b>Phase 66</b>	<b>Phase 67</b>
<b>Phase 67</b>	<b>Phase 68</b>
<b>Phase 68</b>	<b>Phase 69</b>
<b>Phase 69</b>	<b>Phase 70</b>
<b>Phase 70</b>	<b>Phase 71</b>
<b>Phase 71</b>	<b>Phase 72</b>
<b>Phase 72</b>	<b>Phase 73</b>
<b>Phase 73</b>	<b>Phase 74</b>
<b>Phase 74</b>	<b>Phase 75</b>
<b>Phase 75</b>	<b>Phase 76</b>
<b>Phase 76</b>	<b>Phase 77</b>
<b>Phase 77</b>	<b>Phase 78</b>
<b>Phase 78</b>	<b>Phase 79</b>
<b>Phase 79</b>	<b>Phase 80</b>
<b>Phase 80</b>	<b>Phase 81</b>
<b>Phase 81</b>	<b>Phase 82</b>
<b>Phase 82</b>	<b>Phase 83</b>
<b>Phase 83</b>	<b>Phase 84</b>
<b>Phase 84</b>	<b>Phase 85</b>
<b>Phase 85</b>	<b>Phase 86</b>
<b>Phase 86</b>	<b>Phase 87</b>
<b>Phase 87</b>	<b>Phase 88</b>
<b>Phase 88</b>	<b>Phase 89</b>
<b>Phase 89</b>	<b>Phase 90</b>
<b>Phase 90</b>	<b>Phase 91</b>
<b>Phase 91</b>	<b>Phase 92</b>
<b>Phase 92</b>	<b>Phase 93</b>
<b>Phase 93</b>	<b>Phase 94</b>
<b>Phase 94</b>	<b>Phase 95</b>
<b>Phase 95</b>	<b>Phase 96</b>
<b>Phase 96</b>	<b>Phase 97</b>
<b>Phase 97</b>	<b>Phase 98</b>
<b>Phase 98</b>	<b>Phase 99</b>
<b>Phase 99</b>	<b>Phase 100</b>

Year 1	
Grapheme and sound	Phoneme
g g	/g/
h h	/h/
i i	/i/
j j	/j/
k k	/k/
l l	/l/
m m	/m/
n n	/n/
o o	/o/
p p	/p/
q q	/k/
r r	/r/
s s	/s/
t t	/t/
u u	/u/
v v	/v/
w w	/w/
x x	/x/
y y	/j/
z z	/z/

## How we make learning stick



## Reading and spelling



## Reading and spelling



And all the different ways to write the phoneme sh:



shell  
chef  
special

caption  
mansion  
passion

## Tricky words



<https://www.littlewandlelettersandsounds.org.uk/resources/for-parents/>



## Spelling

- Say the word.
- Segment the sounds.
- Count the sounds.
- Write them down.



## How do we teach reading in books?

Reading practice sessions are:

- timetabled three times a week
- taught by a trained teacher/teaching assistant
- taught in small groups.



We use assessment to match your child the right level of book

Little Wandle Letters and Sounds Revised Reception Child assessment

Autumn 1

m	a	p	c	o
s	g	k	u	h
i	t	n	r	f
d	ck	e	b	l

sat man hug red peck



## Reading a book at the right level

This means that your child should:

- Know all the sounds and tricky words in their phonics book well
- Read many of the words by silent blending (in their head) – their reading will be automatic
- Only need to stop and sound out about 5% of the words by the time they bring the book home – but they should be able to do this on their own.



## Reading at home



## The most important thing you can do is read with your child


Reading a book and chatting had a positive impact a year later on children's ability to...

- understand words and sentences
- use a wide range of vocabulary
- develop listening comprehension skills.

The amount of books children were exposed to by age 6 was a positive predictor of their reading ability two years later.



Books going home



Parental involvement in the development of children's reading skills: A five-year longitudinal study (2002) Semechal, M. and Lefevre, J

Listening to your child read their phonics book

- Your child should be able to read their book without your help.
- If they can't read a word read it to them.
- Talk about the book and celebrate their success.



eBook library login details will be sent home



Read to your child

**The shared book is for YOU to read:**

- Make the story sound as exciting as you can by changing your voice.
- Talk with your child as much as you can:
  - Introduce new and exciting language
  - Encourage your child to use new vocabulary
  - Make up sentences together
  - Find different words to use
  - Describe things you see.



Supporting your child with phonics



This QR code will take you to the parent page on the Little Wandle Website.



“

One of the greatest gifts adults can give is to read to children

Carl Sagan

”

